

# MADE and USED



## REGOLATORI DI CARICA



I regolatori di carica **Western CO.** possono essere impiegati in impianti stand alone per alimentazione di piccole utenze in baite, case rurali, camper, imbarcazioni o ovunque non sia presente la rete elettrica.

## PV CHARGE REGULATOR



**Western CO.** charge controllers can be used in stand-alone systems to supply small consumptions in mountain huts, camper vans, boats or anywhere there is a lack of electricity network.

## REGULATEUR DE CHARGE




Les régulateurs de charge de la **Western CO.** sont conçus pour être utilisés en sites isolés pour alimenter de petites charges telles qu'en montagne, maisons de campagne, camper, embarcations ou partout ailleurs où le réseau électrique publique n'est pas présent.

# PWM



**WR 10**



**WR 20**



**WR 30**




**WR 60**

	Type	Nominal battery voltage autodetection	Battery type	Max. recharge power in battery	Battery output protection	Max. power of the PV module	Max. voltage of the PV module	Load output protection	Low voltage load disconnection	User interface	Remote control	Dimensions [mm]
WR10	PWM	12V/24V	Pb seal/Pb flood Settable	10A	Reverse polarity	130W batt. 12V 260W batt. 24V	55V	Load disconnection for overloading/low battery	Settable	LCD	-	143x119x51
WR20	PWM			20A		260W batt. 12V 520W batt. 24V	55V					
WR30	PWM			30A		390W batt. 12V 780W batt. 24V	55V					
WR60	PWM	12V/24V /48V		60A		800W batt. 12V 1600W batt. 24V 3200W batt. 48V	100V					


# MPPT



**WMARINE 10**



**WRM 15**



**WRM 30**

	Type	Nominal battery voltage autodetection	Battery type	Max. recharge power in battery	Battery output protection	Max. power of the PV module	Max. voltage of the PV module	Load output protection	Low voltage load disconnection	User interface	Remote control	Dimensions [mm]
<b>WMarine10</b>	MPPT Step-up step-down	12V/24V	LiFePO <sub>4</sub> ext. BMS Settable	10A	Reverse polarity	120W batt. 12V 220W batt. 24V	40V	Load disconnection for overloading/low battery	Settable	LCD	-	160x134x50
<b>WRM15</b>	MPPT step-down			15A		250W batt. 12V 500W batt. 24V	100V					
<b>WRM30</b>	MPPT step-down	12V/24V /48V	Pb seal/Pb flood /LiFePO <sub>4</sub> ext. BMS Settable	30A		500W batt. 12V 1000W batt. 24V 2000W batt. 48V	150V					

# DUAL B



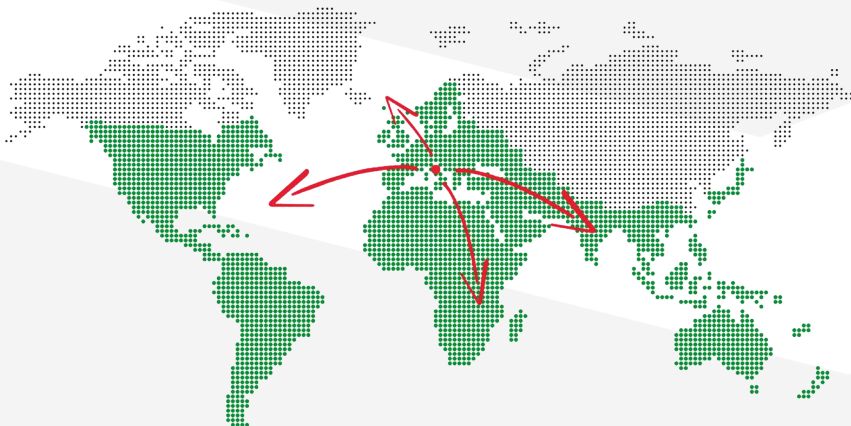
**BLUETOOTH**



**WRM 15 DUAL B**



	Type	Nominal battery voltage autodetection	Battery type	Max. recharge power in battery	Battery output protection	Max. power of the PV module	Max. voltage of the PV module	Load output protection	Low voltage load disconnection	User interface	Remote control	Dimensions [mm]
<b>WRM15 dualB</b>	MPPT step-down	12/24V	pb seal pb flood LiFe PO4 ext BMS	15A	reverse polarity	250W batt. 12V 500W batt. 24V	100V	overload	settable	APP on portable devices	WBUS on RS485	146x121x50



Western CO. - Via Pasubio, 1/3 - 63074 - San Benedetto del Tronto (AP) - Italy

Tel.: +39 0735.751248

[www.western.it](http://www.western.it)

[info@western.it](mailto:info@western.it)