

USER MANUAL


ER100 SPEED CONTROLLER

Order No.: 00306

CONTROLLER FORWARD / REVERSE

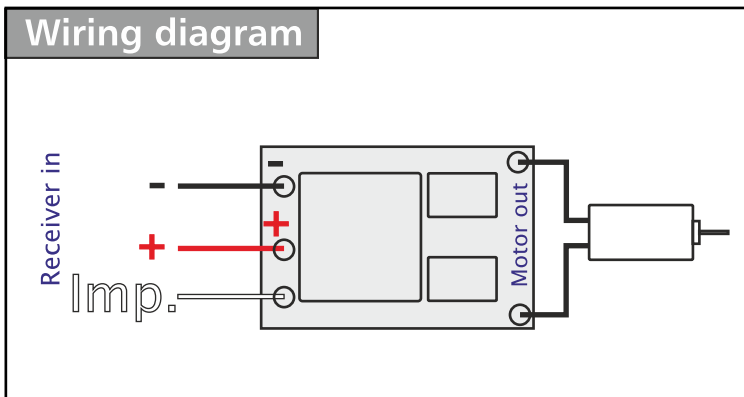
Technical data	ER100
Operating current in V	2,7 - 5,5
Motor current continuous in mA	1800 *
Motor current impulse in A	8*
Weight excluding cable in g	0,32
Dimensions in mm (l x b x h)	12,8 x 9 x 2,5
Automatic zero-point recognition	yes

(*) The output stage should be cooled in an appropriate manner that corresponds to the loading of the controller!

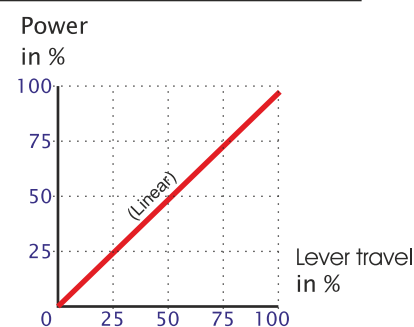


Dimensions: 12,8 x 9 x 2,5 mm

Wiring diagram



Characteristic line



ER100 Functions and instructions

This speed controller stands out on account of its state-of-the-art functionality in the smallest possible space. With a continuous current of 1900 mA and an impulse current of 8 A, the ER100 is not only suitable for 1:87 scale modelling, but also for considerably larger scales, such as 1:32. The stored linear characteristic line guarantees a convenient control of DC motors.

Switching on the transmitter and receiver unit.

First the transmitter is switched on, then the receiver. The control knobs must not be moved until approx. 3 seconds. Now the precise zero point is registered.

Safety instructions to ensure long service from the ER100

Before first using the ER100, the following checks should be made to prevent any damage being caused to the controller:

- check on the polarity of the operating current ☒
- check that there is no short-circuit at the motor outputs. ☒

In case of faults or malfunction of the ER100, please read our suggested hints for suggested solutions under www.1zu87modellbau.de here you will also find tips for correcting faults.